



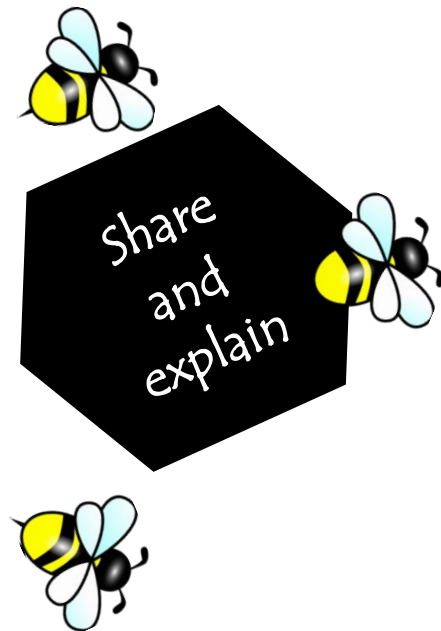
# Journey to 2022



## Inquiry Based Learning



Our Learning Journey in Bae Un  
Spring half term



We have been developing our approach to learning and teaching in readiness for Curriculum for Wales 2022.

We tried some different approaches, but have decided that an 'Inquiry' approach is the best for us here at Pennard. It gives children opportunity to ask questions and direct the learning while teachers ensure that skills are taught. Children have opportunity to apply their learning in a range of meaningful and authentic contexts.

An Inquiry starts with a concept or a statement as a starting point rather than being topic based. The process of Inquiry helps us deliver and fulfil all the elements of Curriculum for Wales 2022.

On the following pages we'll take you through our Inquiry around the Foundation Concept ... for Autumn half term inquiry. You can see the links to the Four Purposes, the What Matters statements and the Integral Skills from Curriculum for Wales.



Healthy, confident individuals

I am becoming more confident, resilient & understanding to others



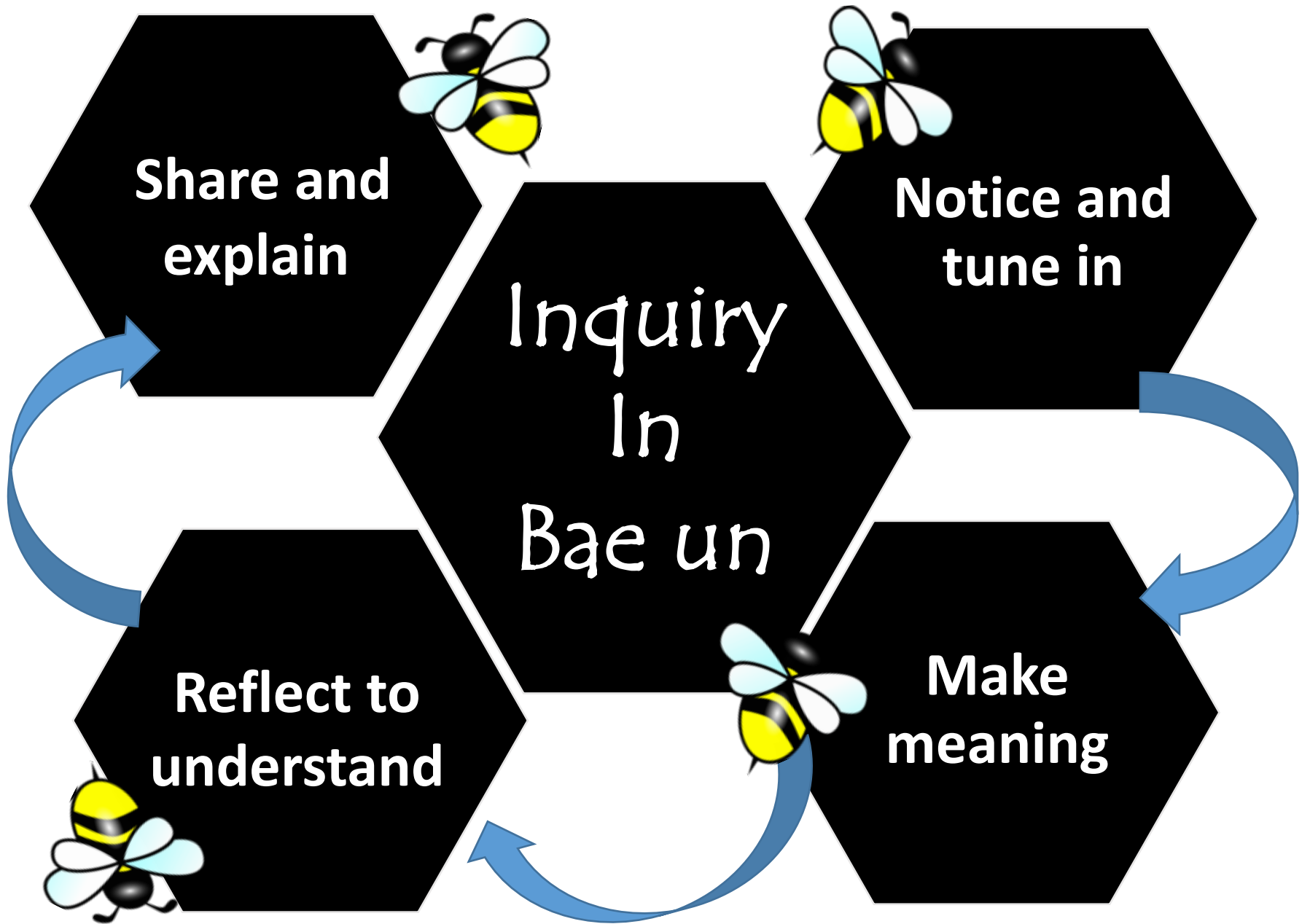
**Emotional intelligence**



**Expressive Arts**

Creating combines skills and knowledge, drawing on the senses, inspiration and imagination.





We started our inquiry by looking at 4 the different paintings. We used the thinking routine **Think, Feel, Wonder** to provoke our curiosity.



Notice  
and  
tune in



We looked at the paintings carefully and answered the question what does this make you **think** of?

**Curiosity & Inquisitiveness**

## What does this make you think of?

Skateboarding - Hudson.

Frozen - Cadi

Water going in the Cave - Anna.

Rain and Water - Aariah

Lots of pointy mountains made of ice - Eliza

Some mountains - Lake



Water park on holiday - Beau

Scary ghost show - Raffi.

ice world - Isla

Snow coming from the top - Cai

the sea - Marla

My Home - Raffi

Bumpy Sea, Calm Sea and Paris - Matilda

Like a Coral - Kit

Mountain in a City - Dylan

## What does this make you think of?

Like our trees in school - Jake.

Summer - Marla

Harry Potter's owl lives there. - Hudson.

The breeze and the trees are talking. - Rory.



Trees - Cadi

Birds in the tree - Beau.

Nice weather - Isla

Apples falling down - Matilda

Tall Tree in summer - Eliza

Different fruits in the tree - Anna

Poppies in the tree - Lake

Big Trees - Aariah

Climbing the tree - Kit

Trees in the yard - Dylan

Outdoor play with my dog - Raffi

Leaves falling on my head - Cai



## What does this make you think of?

Playing in my garden with my dog. - Aariah

Waving flowers and lollipops moving - Matilda

Poppies - my grandad fighting in the War and they died together. - Anna

Playing with my dog and cat in the garden - Dylan

My puppy playing in my garden licking all the lollipops - Eliza

Playing in my garden with my dog - Kit.

Playing outside with my dog - Cai



Fairy garden - Rory

Xavier - lovely flowers.

Rainbow world - Isla.

Playing snakes + ladders - Raffi

Playing with my sister and laying on the grass relaxing - Lake

Snakes in the grass - Hudson

Rainbows - Marla

its very pretty - Beau.

Rainbow flowers - Cadi

## What does this make you think of?

Why is there red and yellow on it? - Marla.

Angry - Jake.

Red birds flashing - Cadi.

Plates because there is an X - Hudson.

Crashed boat - Isla

In a war - Cadi

Dragons - Rory.



Bomb - explosion - Cai

Fire on sticks waving around - Eliza

Going to see fireworks - Raffi

Fire on a candle - Lake





We and my brother playing with sparklers - Dylan

We and my family saw a spikey flower and took it home - Matilda.

Playing with my brother and walking outside thinking of my grandad - Anna

Having a bonfire with my sister - Kit  
Sparkling fireworks - Aariah

We then focused on how the paintings made us feel.



Does everyone feel the same  
about the paintings?

Miss Booth



No, we feel  
different  
Aariah



### Expressive Arts

Exploring the expressive arts is essential to developing artistic skills and knowledge and it enables learners to become curious and creative individuals.

I am beginning to explore ideas, feelings and moods in a variety of creative work.

***Emotional intelligence***



We then focused on the question, what does this make you wonder? We had lots of questions!

Why is this picture black and red?

Isla

Why do they use different colours?

Hudson

Why does it make me happy?

Eliza

Why does it make me feel angry?

Jake

Why do they make us feel different emotions?

Marla

*Ambitious capable learners*

I ask questions and enjoy solving problems



**Ask questions**

We noticed lots of our questions were about colour.



**Make  
meaning**

We looked at how different colours relate to different emotions. We used our puppets to role play the different emotions.



We then used our knowledge about colour to express our own emotions.



***Emotional intelligence***

***Self aware***



We then looked at how people express their emotions physically with body language. We gathered our prior knowledge of body language.

Speaking with  
your hands

Rory

A different  
language

Eliza

We watched a video that showed children using body language. We then discussed what body language is.

Look at how  
someone feels

Marla

Acting out how  
you feel

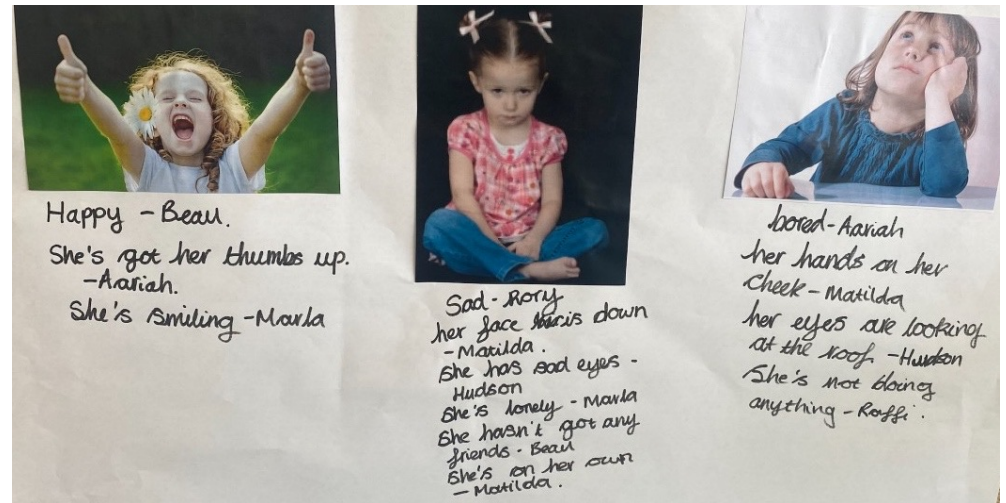
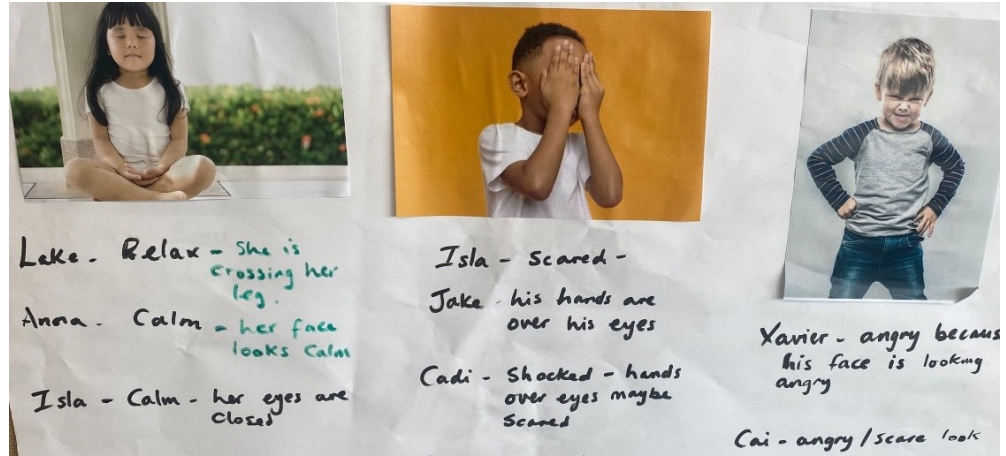
Raffi



Healthy, confident individuals  
I am becoming more confident,  
resilient & understanding to others



We looked at pictures of children showing different body language. We used the thinking routine 'what makes you say that?' to use our newly learnt knowledge to justify our answers.



**Emotional intelligence**

**Work collaboratively**

We shared our thinking and reasoning with each other.



### Health and Wellbeing

How we process and respond to our experiences affects our mental health and emotional well-being.

I am beginning to have an awareness of how feelings are communicated through actions.

I have an awareness of the feelings of others.



After listening to each other share our thoughts. We played charades, guessing the emotion someone was feeling from their body language.



Scared  
because  
she's  
hiding  
Kit



Scared because  
she's shaking  
Rory



Happy, he's smiling  
Cai



Çalm because his hands  
are doing yoga  
Aarrah



Angry because she's  
got a cross face  
Isla

She had her  
hands on  
her hips  
Raffi


**Health and Wellbeing**  
Developing physical health and well-being has lifelong benefits.  
I am beginning to recognise the connection between the physical and emotional changes that can occur in different contexts.

We used all the knowledge we have developed to create a mood board. We chose an emotion to focus on and we thought of what colours relate to what emotions and what makes us feel the emotion we choose.

### **Expressive Arts**

Exploring the expressive arts is essential to developing artistic skills and knowledge and it enables learners to become curious and creative individuals.

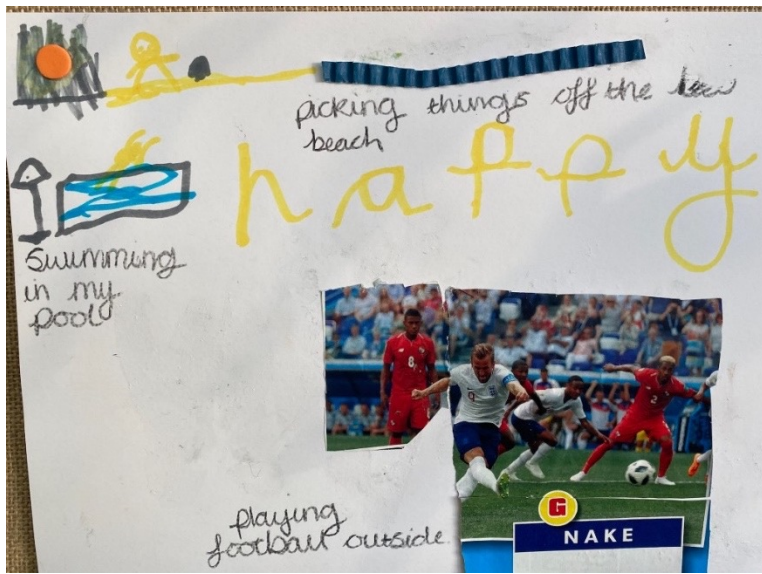
I am beginning to explore ideas, feelings and moods in a variety of creative work.



Paddle boarding  
at the beach  
makes me  
happy  
Cadi



Playing with my cats  
and sister makes me  
happy  
Xavier



Enterprising, creative contributor

I share my ideas and feelings in different ways




The forest makes me calm  
Lake

Playing with my brother makes me happy  
Anna

Playing on the swings at the park makes me happy  
Piper

My dog makes me happy  
Aaraih

**Expressive Arts**  
Responding and reflecting, both as artist and audience, is a fundamental part of learning in the expressive arts.  
I am beginning to talk about my moods and emotions and use these to impact upon my creative work.



We then discussed what we would do next.

We've now, got all this knowledge about art, colour and feelings what can we do next?  
Miss Booth

We could draw a picture of what makes me happy  
Matilda

Miss Booth then showed us the canvas we could use.

We can paint a picture  
Anna

What should we do before painting?  
Miss Booth

Draw in pencil  
Kit



***Generate ideas***

We then sketched our picture onto the canvas using our mood board for ideas, reminding us of the emotion we had chosen to focus on.



## Expressive Arts

Creating combines skills and knowledge, drawing on the senses, inspiration and imagination.

I am beginning to design my own creative work.

Once we had finished sketching, we then used the watercolours to paint our pictures. We noticed we had to use different size brushes depending on what we were painting and we had to use lots of water.



***Manage resources***

***Turn ideas into action***



### **Expressive Arts**

Exploring the expressive arts is essential to developing artistic skills and knowledge and it enables learners to become curious and creative individuals.

I can explore and experiment with a variety of creative techniques, materials, processes, resources, tools and technologies.

Enterprising, creative contributor

I connect and use my knowledge and skills to create ideas and products



After painting our pictures, we were all very excited to see each other's. We used the thinking routine 'give 2' by giving a compliment and asking a question about someone else's painting.



Reflect  
to  
understand



**Ask questions**

Why did you  
paint flowers?  
Raffi

I like the yellow in  
Xavier's it makes me  
feel happy  
Eliza

### **Expressive Arts**

Responding and reflecting, both as artist and audience, is a fundamental part of learning in the expressive arts.

I can listen to and respond to views about my own creative work and that of others.

I like the flowers,  
sun, sky  
Beau



I like the yellow  
sun in Piper's  
Cai

**Ask questions**

Why is Rory  
dressed as Harry  
Potter?  
Hudson

Where is it?  
Anna

It makes me feel  
happy  
Piper

I like the dress  
in Aariah's  
painting  
Cadi

Why are you at the  
beach?  
Dylan



After showing our paintings in our groups we really wanted to share them with the rest of the class. We used descriptive words to explain what our painting was of.



Me picking flowers to make a chain  
Isla



Me, Dad and my brother playing football  
Dylan

I painted calm, me and my siter in the garden  
Kit



**Expressive Arts**  
Creating combines skills and knowledge, drawing on the senses, inspiration and imagination.  
I can share my creative work.



## Expressive Arts

Creating combines skills and knowledge, drawing on the senses, inspiration and imagination.

I can communicate my ideas, feelings and memories in my creative work.

Sunny day because the  
sun makes me happy  
Jake



Me, my sister  
and my cats  
Xavier

My blonde  
dog with lots  
of fur  
Raffi



**Confidence & self esteem**

We then compared our paintings. We looked at how our paintings were the same and different.

I've got a sky and  
so does Raffi  
Lake

I've got the  
sea, Matilda's  
in her garden  
Eliza

They're not the  
same  
Baeu

Cadi's got water  
and I've got  
grass  
Dylan

**Analyse & understand**

### **Expressive Arts**

Responding and reflecting, both as artist and audience, is a fundamental part of learning in the expressive arts.

*I am begging to compare my creative work to the creative work of others.*

There are different  
things in all the  
pictures  
Cadi



We then thought about who has seen our painting, who hasn't seen our paintings and how would like to see our painting.

Who do you think would like to see our paintings and hasn't seen them yet?  
Miss Booth

**Generate ideas**

Mummy and Daddy  
Rory



How can we show our Mummy's and Daddy's our painting?  
Miss Booth

Call our Mum and Dad to come to school  
Raffi

We then thought of ways we could ask our Mum's and Dad's in to see our painting and explain what we have learnt.

Send them an  
invitation to come  
and see our pictures  
Kit

Tell them at  
home time  
Cadi

Invite them in  
Hudson

Do a poster  
Isla

Ring them  
Beau

***Generate ideas***




We then chose how we would like to invite our Mum's and Dad's in. Some children wanted to ring them.




Can you come to  
our art exhibition  
Anna

On Friday  
Raffi

**Turn ideas into action**



Some of us wrote invitations.



And some of us designed posters.

**Act upon ideas**



Some of us asked our Mum's and Dad's at home time.



Share  
and  
explain



### Expressive Arts

Creating combines skills and knowledge, drawing on the senses, inspiration and imagination.

I can share my creative work.

We really enjoyed sharing our paintings with our families, and explaining why we painted them.



Thank you all for coming to our art exhibition! We hope you enjoyed!

